


---

**ArtMedia<sup>®</sup> T Cell  
Serum Free  
Medium**



# **T Cell Serum Free Medium Series Products**

TransGen, To Achieve Life Science Dreams

# 01

## ArtMedia<sup>®</sup> T Cell Serum Free Medium

T cells specific medium, serum-free, xeno-free, suitable for the efficient expansion of T cells from cord blood and peripheral blood.

### Features

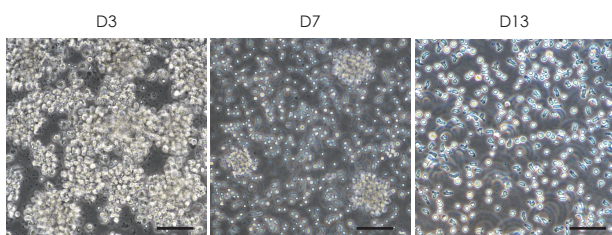
- Independent research and development
- Serum-free and xeno-free medium
- Suitable for rapid expansion and high-density culture of T-cells
- Can be paired with a variety of T cells activation methods (antibody soluble method, antibody-coated method, magnetic bead conjugate antibody method)
- Production and management with GMP standards

### Specifications

Product Name	Cat. No.	Specifications
ArtMedia <sup>®</sup> T Cell Serum Free Medium (with phenol red)	MT101	500 mL/1 L
ArtMedia <sup>®</sup> T Cell Serum Free Medium (without phenol red)	MT102	
ArtMedia <sup>®</sup> T Cell Serum Free Medium (GMP) (without phenol red)	MT103	

### Experimental Data

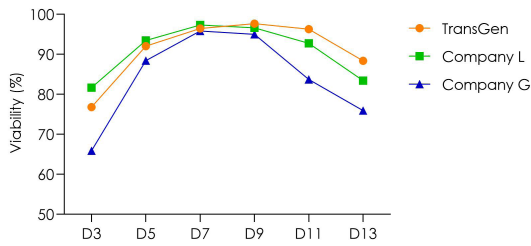
#### Supports Cell Growth



PBMC were isolated from human peripheral blood, stimulated with CD3/CD28 antibodies, and continuously cultured with ArtMedia<sup>®</sup> T Cell Serum Free Medium on day 3, day 7 and day 13.

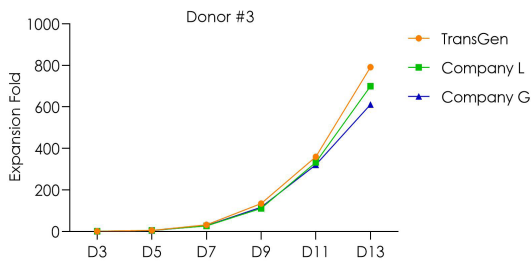
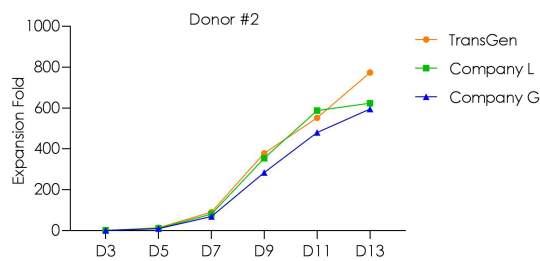
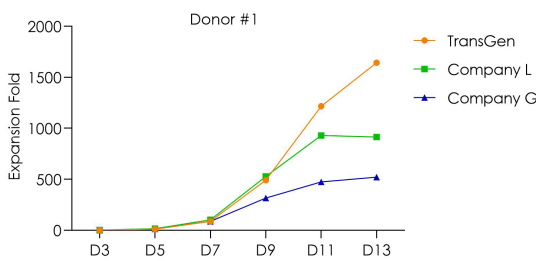
Scale: 100  $\mu$ m.

### High Cell Viability



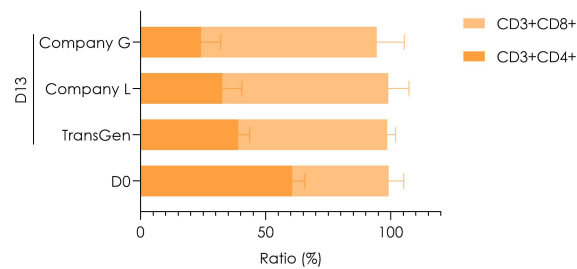
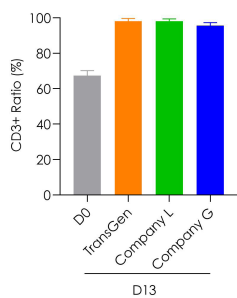
PBMC were isolated from human peripheral blood, stimulated with CD3/CD28 antibodies, and cultured with *ArtMedia*<sup>®</sup> T Cell Serum Free Medium and two competing products T cells cultured with *ArtMedia*<sup>®</sup> T Cell Serum Free Medium maintained high viability.

### Fast Expansion Rate



PBMC were isolated from the peripheral blood of 3 healthy subjects, stimulated with CD3/CD28 antibodies, and cultured with *ArtMedia*<sup>®</sup> T Cell Serum Free Medium and two competing products for 13 days. T cells cultured with *ArtMedia*<sup>®</sup> T Cell Serum Free Medium had the highest cumulative expansion ratio.

### Maintain the Proportion of CD4+ and CD8+ T Cells



PBMC were isolated from human peripheral blood, stimulated with CD3/CD28 antibodies, and cultured with *ArtMedia*<sup>®</sup> T Cell Serum Free Medium and two competing products for 13 days. The purity of CD3+ T cells cultured with *ArtMedia*<sup>®</sup> T Cell Serum Free Medium was above 98% and maintain high CD4+/CD8+ T cell ratio.

# 02

## Anti-human CD3 mAb (GMP)



## Anti-human CD28 mAb (GMP)



## Recombinant Human IL-2 Protein (GMP)



It is used for the activation and culture of T cells in vitro and is widely used in the production of CAR-T and TCR-T cell therapy.

### Features

- High purity, purity >98%
- High activity and stability
- Low endotoxin (< 0.1 EU/μg)
- High security

### Specifications

Product Name	Cat. No.	Specifications
Anti-human CD3 mAb (GMP)	MT201	500 μg
Anti-human CD28 mAb (GMP)	MT301	
Recombinant Human IL-2 Protein (GMP)	MT401	1 × 10 <sup>6</sup> IU

## TRANSGEN BIOTECH CO., LTD.

Website [www.transgenbiotech.com](http://www.transgenbiotech.com)

Phone +86-10-57815030

Customer Service +86-400-898-0321

E-mail [custserv@transgenbiotech.com](mailto:custserv@transgenbiotech.com)

Complaints +86-10-57815020

[complaints@transgen.com](mailto:complaints@transgen.com)

